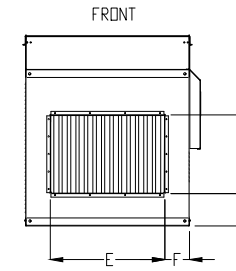
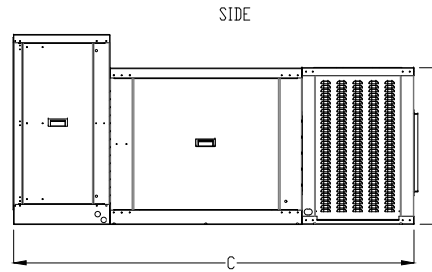

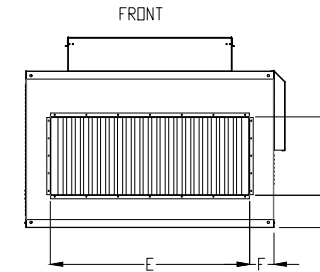
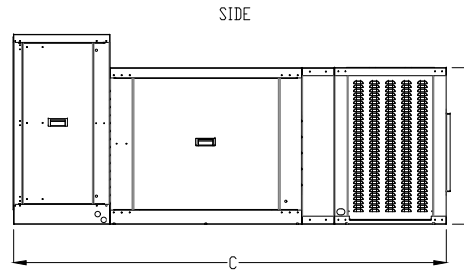
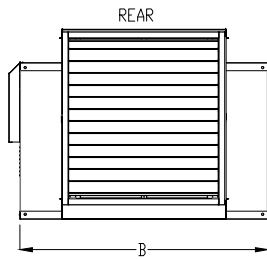


# INDIRECT GAS FIRED PACKAGE UNIT HEATING / COOLING HIGH EFFICIENCY

175-225  
NV6SS SV61



300-400  
NV6SS SV62



MODEL	CABINET DIMENSIONS			DUCT OPENING		DUCT LOCATION		DRAIN LOCATION		WEIGHT	
	A	B	C	D	E	F	G	H	I	SHIP	OPER.
175-225 NV6SS SV61	39	41	100	19-1/2	28-3/8	6-5/16	8-1/8	22-1/2	-	800	1000
300-400 NV6SS SV62	39	62	108	19-1/2	49-5/8	6-3/16	8-1/8	22-1/2	-	1150	1350