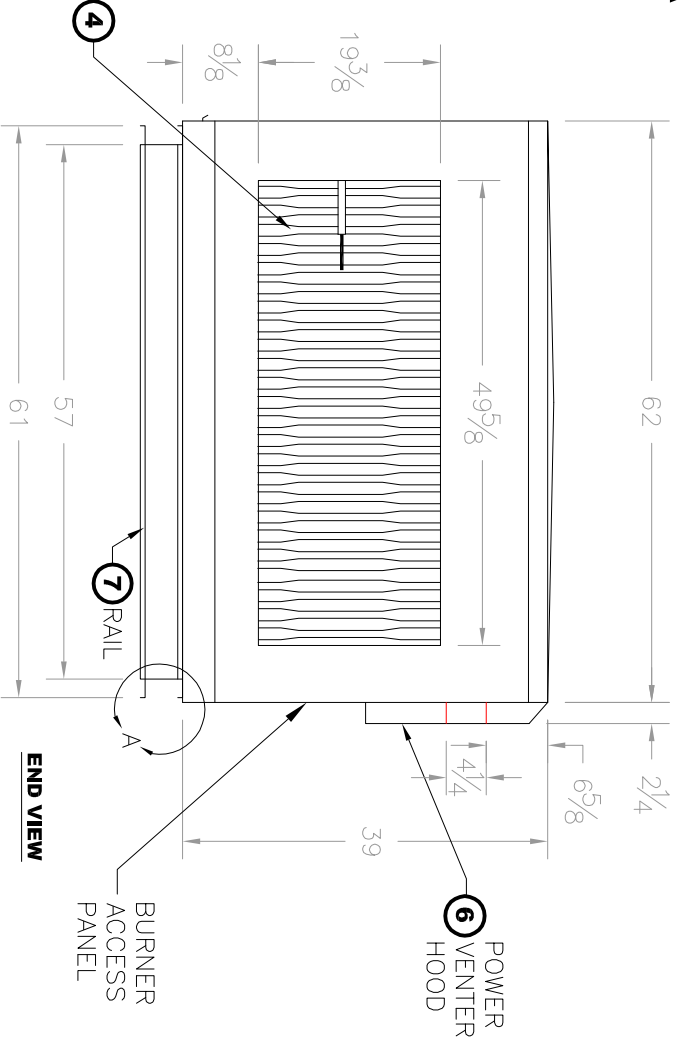
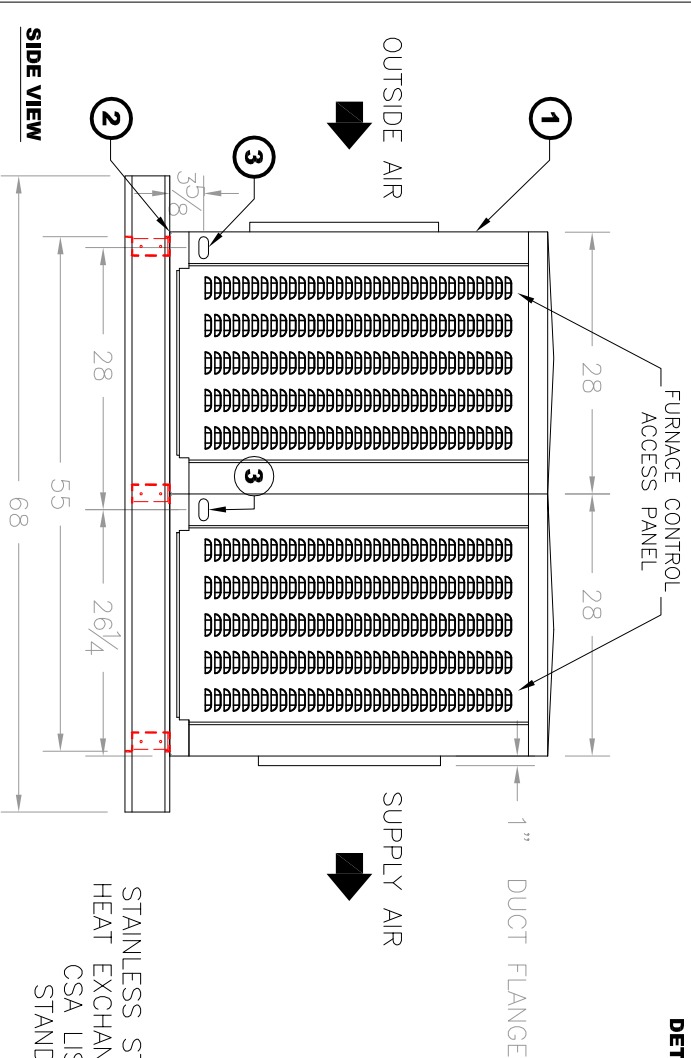
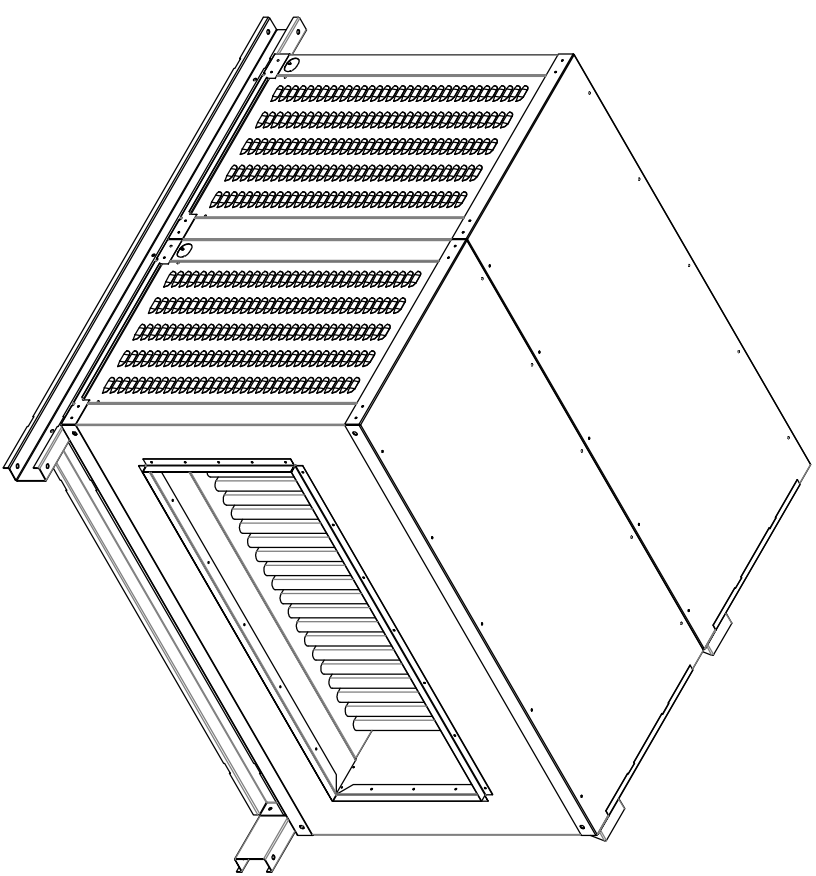
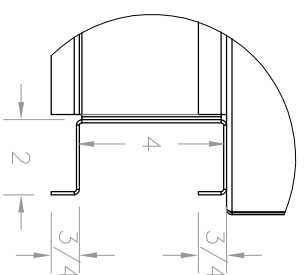
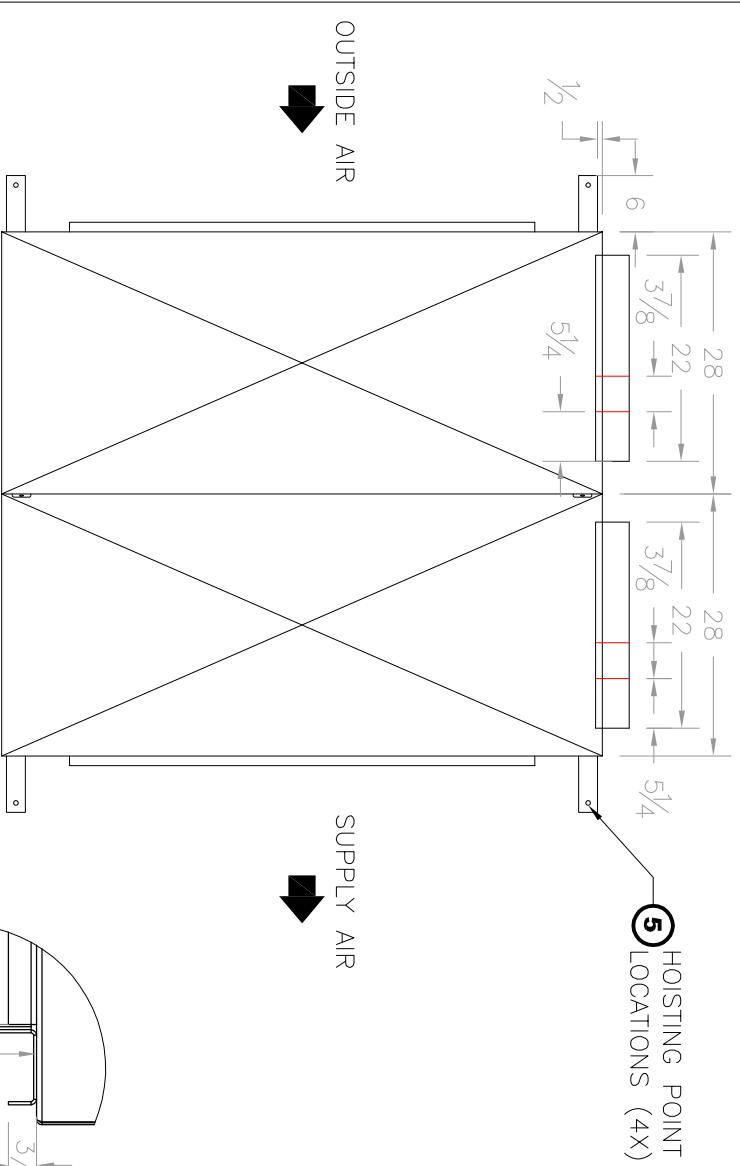


ALL DIMENSIONS ARE IN INCHES



SITE PREPARATION & UNIT LOCATION

- SERVICE CLEARANCES SHALL BE THE SAME WIDTH AS THE UNIT ITSELF.
- AVOID OVERHEAD POWER LINES, OR OTHER UTILITY ACCESS TO PREVENT CONTACT OR DAMAGE
- DO NOT LOCATE ANY GAS FIRED EQUIPMENT NEAR CORROSIVE OR EXPLOSIVE VAPORS SUCH AS ACID OR CHLORINATED VAPORS. REFER TO LOCAL CODES AND RESTRICTIONS.

NOTES:

1. BASE UNIT CONSTRUCTED OF 20 GA. G90, GALVANIZED FINISH.
2. FURNACE HAVE WEEP HOLES ON THE G90 GALVANIZED PAN TO CURB EXTERIOR.
3. GAS INLET IS 3/4" FPT
4. ARES FURNACE INCLUDES A CSA CERTIFIED STAINLESS STEEL HEAT EXCHANGER, TWO STAGE GAS VALVE, HOT SURFACE IGNITION, RIGHT HAND CONTROL AND POWER VENTILATOR AS STANDARD FEATURES. HEAT EXCHANGER HAS A 5 YEAR WARRANTY.
5. HOISTING POINTS ARE PART OF THE UNIT MOUNTING RAIL, THESE ARE NOT INTENDED FOR PERMANENT SUSPENSION, CONTACT FACTORY.
6. INDOOR OR OUTDOOR KIT NOT SHOWN, SEE FURNACE OPTIONS FOR DETAIL, POWER VENTER RAIN SHIELD OR SQUARE-TO-ROUND ADAPTER SHIPPED LOOSE FOR FIELD INSTALLATION.
7. FULL PERIMETER RAIL, 14 GA. G90, GALVANIZED FINISH.

NOTE: ARES RESERVES THE RIGHT TO CHANGE SPECIFICATIONS AND PRODUCT DESIGN WITHOUT NOTICE. SUCH REVISIONS DO NOT ENTITLE THE BUYER TO CORRESPONDING CHANGES, IMPROVEMENTS, ADDITIONS OR REPLACEMENTS FOR PREVIOUSLY PURCHASED EQUIPMENT.

PROJECT:	LOCATION:	SUBMITTAL NO.	AF5CXXX		
ENGINEER:	CONTRACTOR:	SCALE: 1:20	NAME:	DATE:	
UNIT TYPE:		DRAWN BY:	DW	9/8/2015	
600, 700, 800 INDIRECT FIRED GAS DUCT FURNACE		NET/DP VT (LBS)	945	-	
<p style="text-align: center;">ARES</p> <p style="text-align: center;">AIR REPLACEMENT ENGINEERED SYSTEMS</p> <p style="text-align: center;">A DIVISION OF ESSICK AIR PRODUCTS</p> <p style="text-align: center;">3328 INTERURBAN RD. DENVER, TX 75020</p> <p style="text-align: center;">PHONE: (903) 463-1408; (800) 288-0992; (903) 463-1235</p> <p style="text-align: center;">WEBSITE: www.aresmkequip.com</p>					